


Domestic Violence  
at the time of pregnancy  
and Maternal and Infant Health  
Outcomes


Dr. Karina Chaves



# Background



Retrospective  
cohort



N = 17, 564

# Domestic Violence Exposure



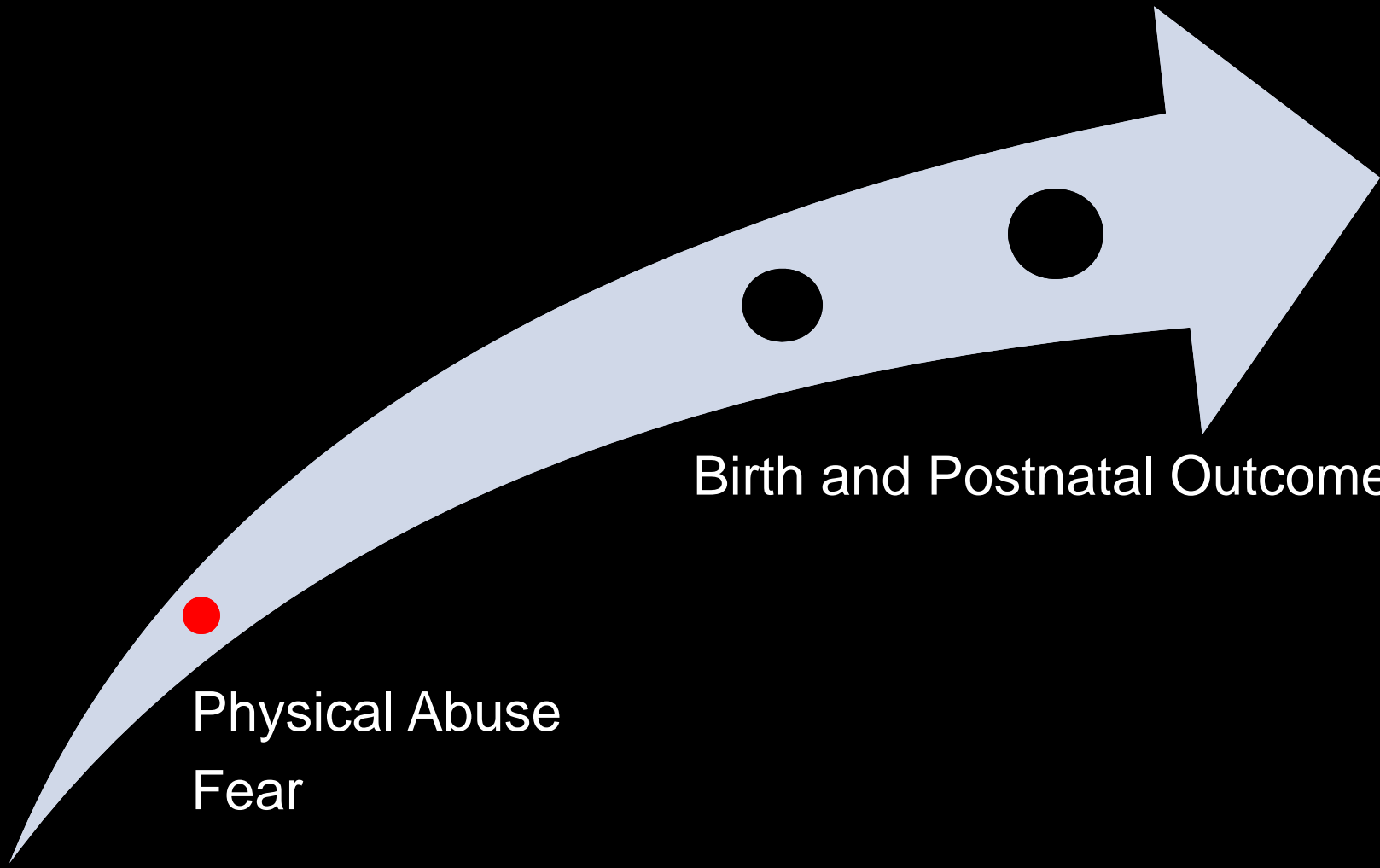
NSW Routine Domestic Violence Screening

# Outcomes



- Low birth weight
- Premature birth
- Breastfeeding
- Postnatal Depression

# Analysis



Birth and Postnatal Outcomes

Physical Abuse  
Fear

# Physical Abuse

Outcomes	Adjusted Odds Ratio 95% CI
<b>Not Breastfeeding at birth</b>	1.68 (1.04 – 2.72) P=0.036



# Fear

Outcomes	Adjusted Odds Ratio	95% CI	
<b>Premature Birth</b>	1.79	(1.08 – 2.98)	P = 0.024
<b>Not Breastfeeding at birth</b>	3.04	(1.87 – 4.93)	P <0.001
<b>Postnatal Depression</b>	5.70	(2.94 – 11.06)	P <0.001

# Discussion



## STRENGTHS

- Study Population size
- Routinely collected data

## LIMITATIONS

- Screening Tool
- Unmeasured confounders

# Conclusion



# Acknowledgements

Early Years Research Group – John Eastwood, Andrew Page,  
Alexandra Hendry, Felix Ogbo



[karina.chaves@awh.org.au](mailto:karina.chaves@awh.org.au)

# Physical Abuse and Outcomes

	Adjusted Odds Ratio 95% CI		
Low Birth Weight	1.36	(0.68 – 2.72)	P = 0.389
Premature Birth	1.42	(0.90 – 2.24)	P = 0.132
<b>No Breastfeeding at birth</b>	<b>1.68</b>	<b>(1.04 – 2.72)</b>	<b>P=0.036</b>
No Breastfeeding at discharge	1.39	(0.87 – 2.21)	P = 0.170
No Breastfeeding at first Postnatal	1.22	(0.96 – 1.54)	P = 0.101
Postnatal Depression	2.08	(0.9 – 4.84)	P = 0.088

# Self-Reported Fear and Outcomes

	Adjusted Odds Ratio 95% CI		
Low Birth Weight	1.35	(0.58 – 3.12)	P = 0.486
<b>Premature Birth</b>	1.79	(1.08 – 2.98)	P = 0.024
<b>No Breastfeeding at birth</b>	3.04	(1.87 – 4.93)	P <0.001
<b>No Breastfeeding at discharge</b>	2.72	(1.69 – 4.38)	P <0.001
<b>No Breastfeeding at Postnatal</b>	1.79	(1.06 – 3.04)	P = 0.030
<b>Postnatal Depression</b>	5.70	(2.94 – 11.06)	P <0.001